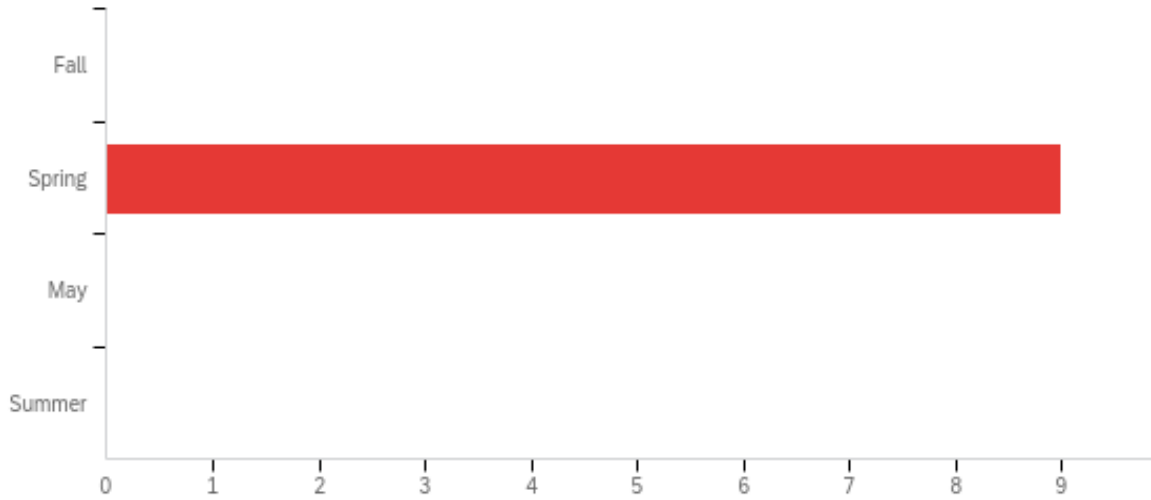


Thomas Blanchard

PHIL 106-2

May 15th 2020, 12:30 pm MDT

Q3 - Term



#	Field	Minimum	Maximum	Mean	Std Deviation	Variance	Count
1	Term	2.00	2.00	2.00	0.00	0.00	9

#	Answer	%	Count
1	Fall	0.00%	0
2	Spring	100.00%	9
3	May	0.00%	0
4	Summer	0.00%	0
	Total	100%	9

Q4 - Year

Year

2020

2020

2020

2020

sophomore

2020

2020

2020

Q5 - Instructor's Name

Instructor's Name

Thomas Blanchard

blanchard

Blanchard

Profesor Blanchard

Blanchard

Tom Blanchard

Blanchard

Thomas Blanchard

Blanchard

Q6 - Evaluate the Course Design and Content (Within your response, you may discuss which papers, projects, or other assignments provided the best learning opportunities; which readings were most and least helpful; the usefulness of the syllabus in clarifying goals and expectations; and the level and amount of work.)

I loved the class and Professor Blanchard. He was very interesting to listen to as he is so knowledgeable about everything we covered.

Really enjoyed this course

the short assignments helped me learn the material in a more detailed manner especially doing it in a group helped learned other peoples perspectives. the papers helped me to put my understanding into detail.

Great content

I loved everything about this class.

I found this class to be very engaging when we were on campus at IWU. The professor made the discussions very debate centered and I found them to be thought provoking

Very good

Q7 - Evaluate the Quality of Instruction (Within your response, you may discuss whether the instructor challenged you; opportunities the instructor provided for student participation, meaningful discussion, and/or student questions during class; the clarity of class presentations or lectures; the extent to which laboratory and/or clinical experiences were effectively integrated into the course; and the connection of class activities to course goals)

Professor Blanchard has been one of my favorite professors at Wesleyan since I've been here. Loved the class and what it entitled as well.

Blanchard was super chill, and presented theories in a way that made me understand pretty well. Loved his analogies.

i love professor blanchard. he made this very interesting and made me want to learn more each time i go.

Pretty good instructor

I loved everything about this class.

The professor challenged me by asking me to provide more evidence on papers and really examine to full degree on what I was writing/talking about.

Thorough

Q8 - Please elaborate on the quality of your learning experience. (Within your response you may address the value of what you learned from the course; how the course may have changed you; and whether it was a worthwhile experience for you overall. Please include any suggestions you have for changes that may enhance the learning experience for future students.)

I learned so much in this class and had a lot of fun while doing it as well.

I really learned a lot from this course and would highly recommend it.

this course made me think about how the universe actually came about and all the different views people have on this topic. it made me think about a lot of topics i have never thought to talk about.

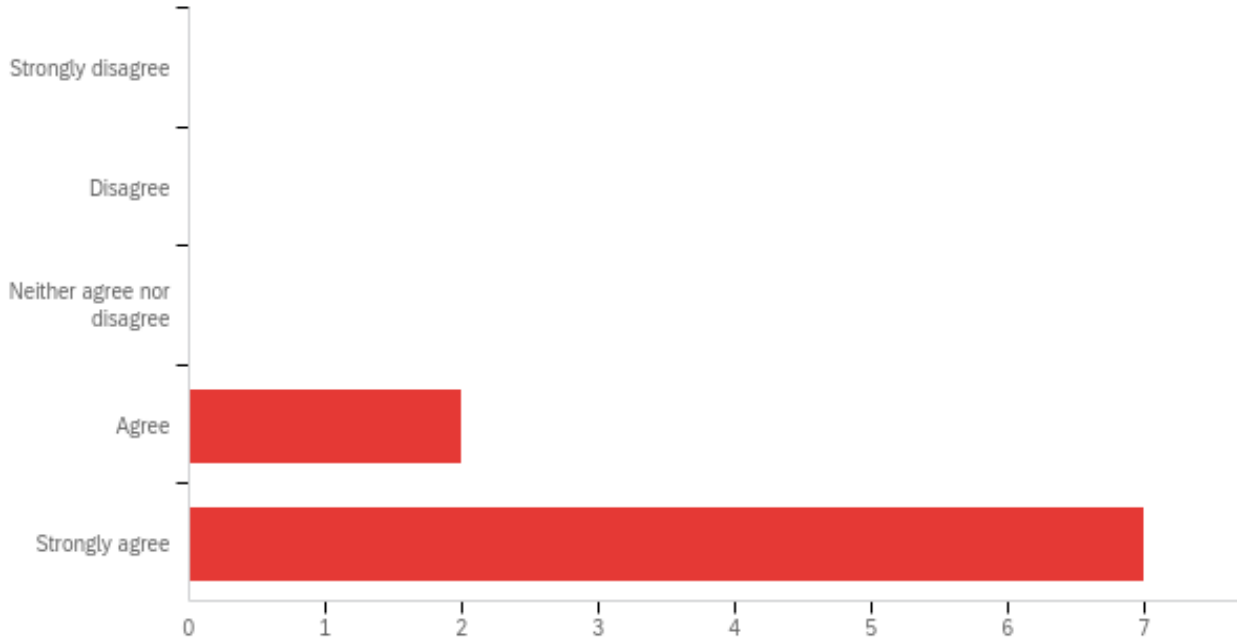
Learned a lot from this class

I loved everything about this class.

I was able to excel in this class due to the debate style of class. Being able to express my opinions and let them bounce off others really helped me learn better.

Very good

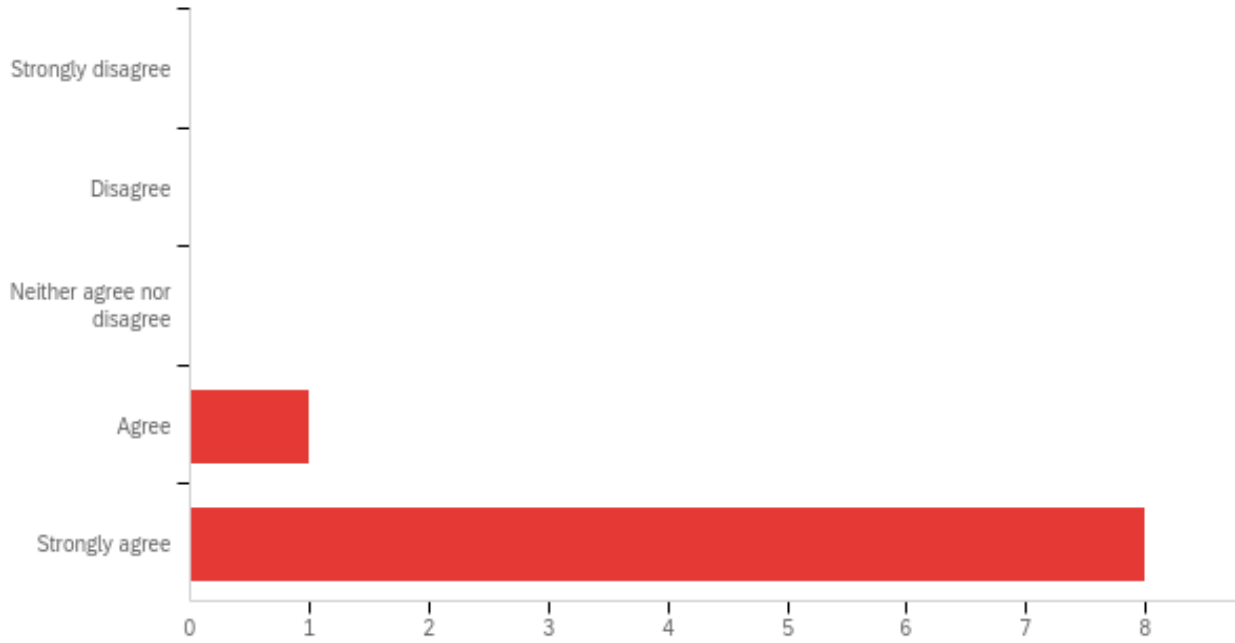
Q9 - Please respond to the following questions about the course and instructor: The instructor's expectations were clear.



#	Field	Minimum	Maximum	Mean	Std Deviation	Variance	Count
1	Please respond to the following questions about the course and instructor: The instructor's expectations were clear.	4.00	5.00	4.78	0.42	0.17	9

#	Answer	%	Count
1	Strongly disagree	0.00%	0
2	Disagree	0.00%	0
3	Neither agree nor disagree	0.00%	0
4	Agree	22.22%	2
5	Strongly agree	77.78%	7
	Total	100%	9

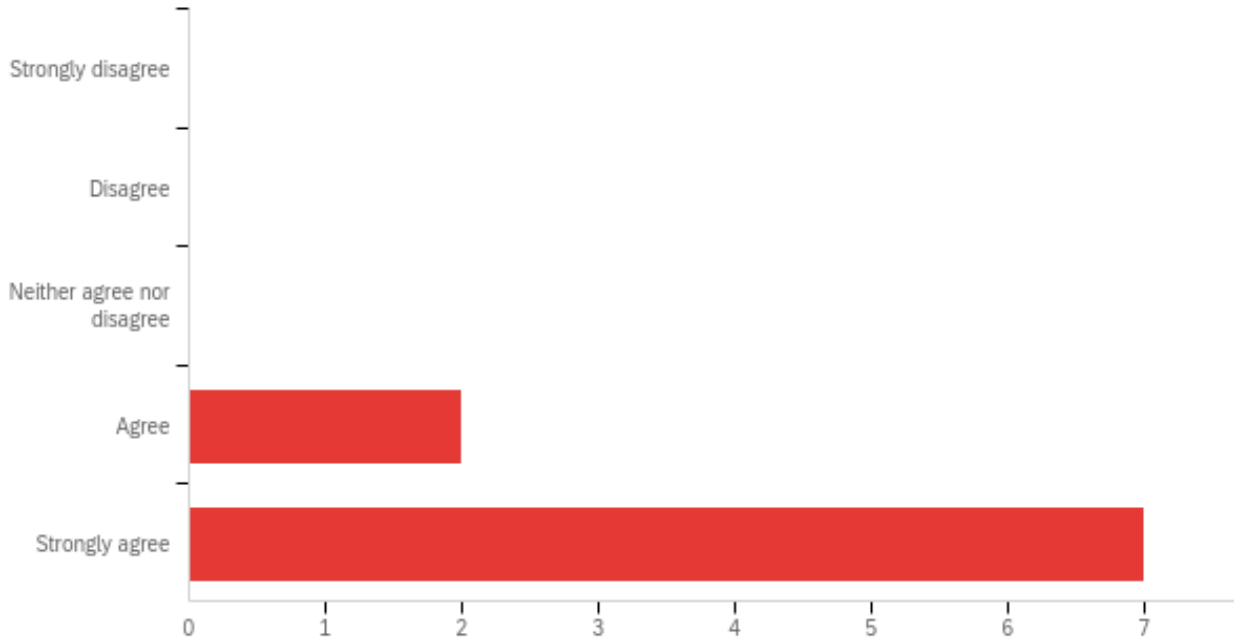
Q10 - The instructor was prepared for class.



#	Field	Minimum	Maximum	Mean	Std Deviation	Variance	Count
1	The instructor was prepared for class.	4.00	5.00	4.89	0.31	0.10	9

#	Answer	%	Count
1	Strongly disagree	0.00%	0
2	Disagree	0.00%	0
3	Neither agree nor disagree	0.00%	0
4	Agree	11.11%	1
5	Strongly agree	88.89%	8
	Total	100%	9

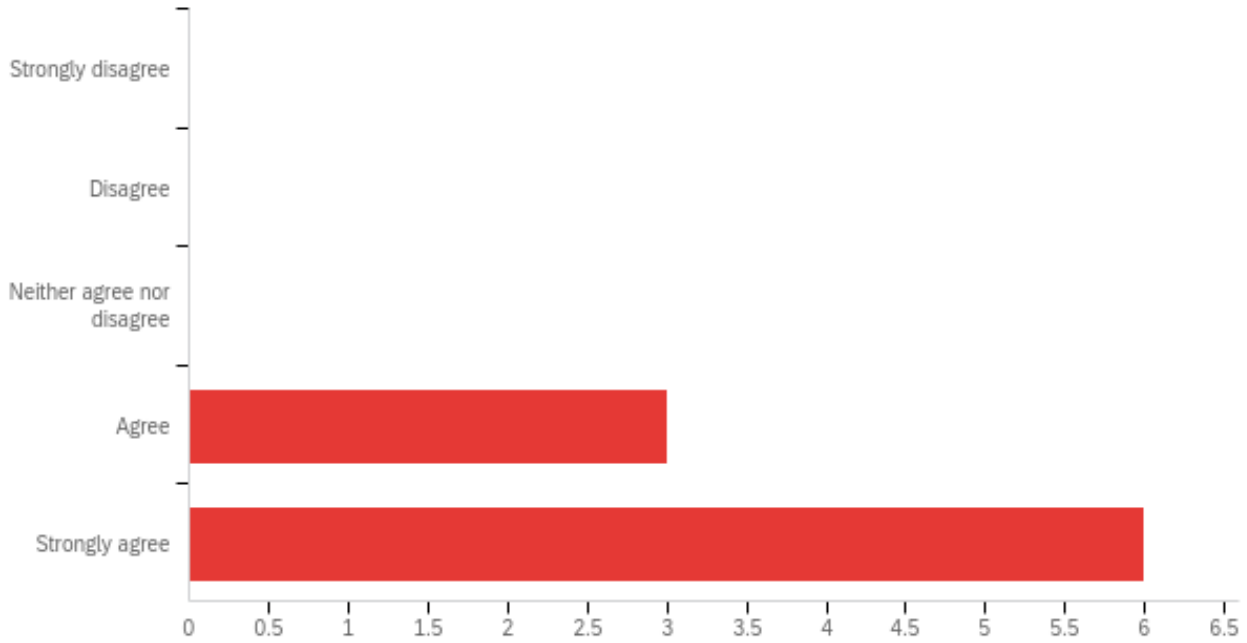
Q11 - As a student, I was generally prepared for class.



#	Field	Minimum	Maximum	Mean	Std Deviation	Variance	Count
1	As a student, I was generally prepared for class.	4.00	5.00	4.78	0.42	0.17	9

#	Answer	%	Count
1	Strongly disagree	0.00%	0
2	Disagree	0.00%	0
3	Neither agree nor disagree	0.00%	0
4	Agree	22.22%	2
5	Strongly agree	77.78%	7
	Total	100%	9

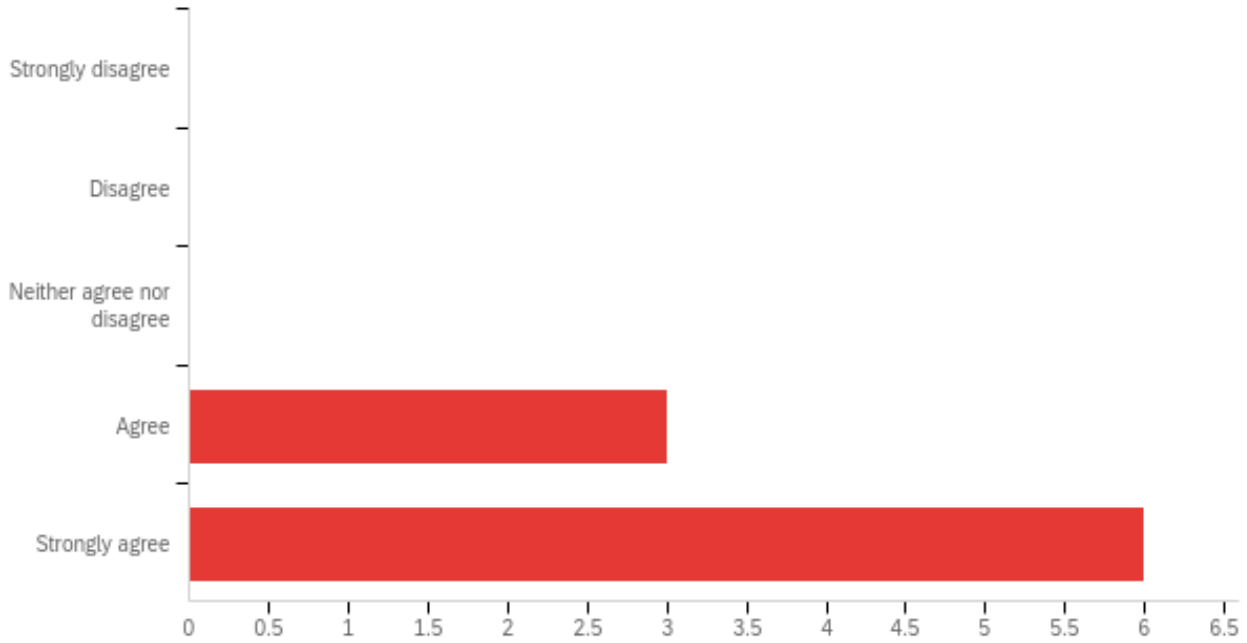
Q12 - The instructor seemed genuinely concerned about student progress.



#	Field	Minimum	Maximum	Mean	Std Deviation	Variance	Count
1	The instructor seemed genuinely concerned about student progress.	4.00	5.00	4.67	0.47	0.22	9

#	Answer	%	Count
1	Strongly disagree	0.00%	0
2	Disagree	0.00%	0
3	Neither agree nor disagree	0.00%	0
4	Agree	33.33%	3
5	Strongly agree	66.67%	6
	Total	100%	9

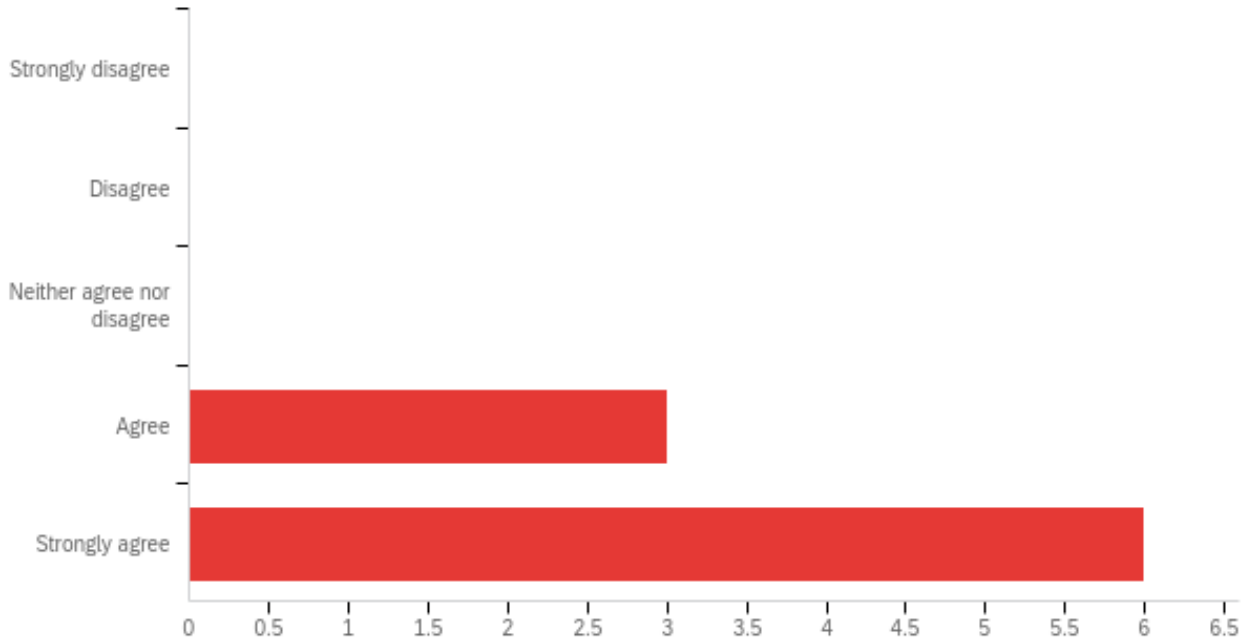
Q13 - The instructor was available for help outside of class.



#	Field	Minimum	Maximum	Mean	Std Deviation	Variance	Count
1	The instructor was available for help outside of class.	4.00	5.00	4.67	0.47	0.22	9

#	Answer	%	Count
1	Strongly disagree	0.00%	0
2	Disagree	0.00%	0
3	Neither agree nor disagree	0.00%	0
4	Agree	33.33%	3
5	Strongly agree	66.67%	6
	Total	100%	9

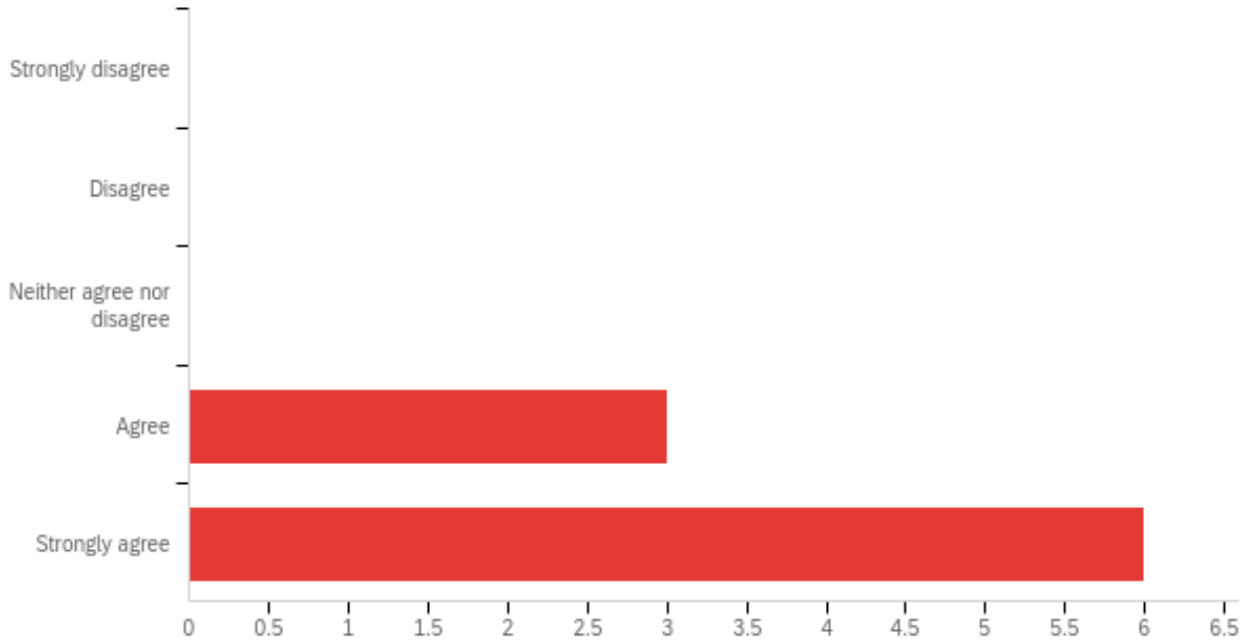
Q14 - The degree of difficulty of this course was appropriate.



#	Field	Minimum	Maximum	Mean	Std Deviation	Variance	Count
1	The degree of difficulty of this course was appropriate.	4.00	5.00	4.67	0.47	0.22	9

#	Answer	%	Count
1	Strongly disagree	0.00%	0
2	Disagree	0.00%	0
3	Neither agree nor disagree	0.00%	0
4	Agree	33.33%	3
5	Strongly agree	66.67%	6
	Total	100%	9

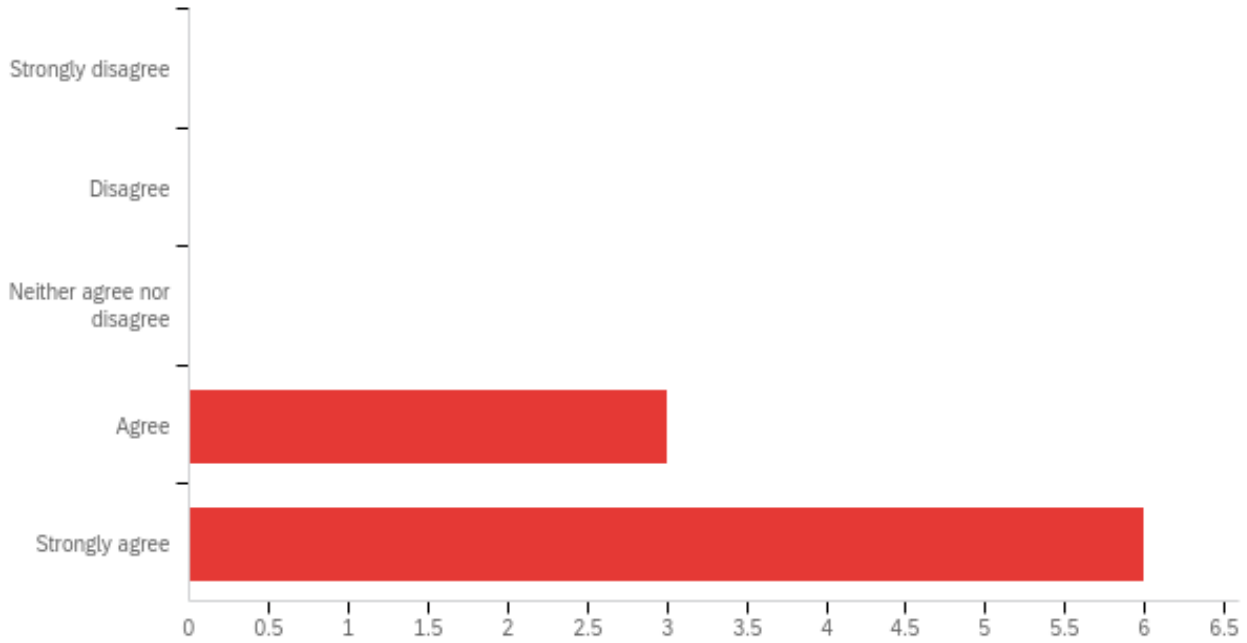
Q15 - The instructor provided meaningful criticism and comments on my work.



#	Field	Minimum	Maximum	Mean	Std Deviation	Variance	Count
1	The instructor provided meaningful criticism and comments on my work.	4.00	5.00	4.67	0.47	0.22	9

#	Answer	%	Count
1	Strongly disagree	0.00%	0
2	Disagree	0.00%	0
3	Neither agree nor disagree	0.00%	0
4	Agree	33.33%	3
5	Strongly agree	66.67%	6
	Total	100%	9

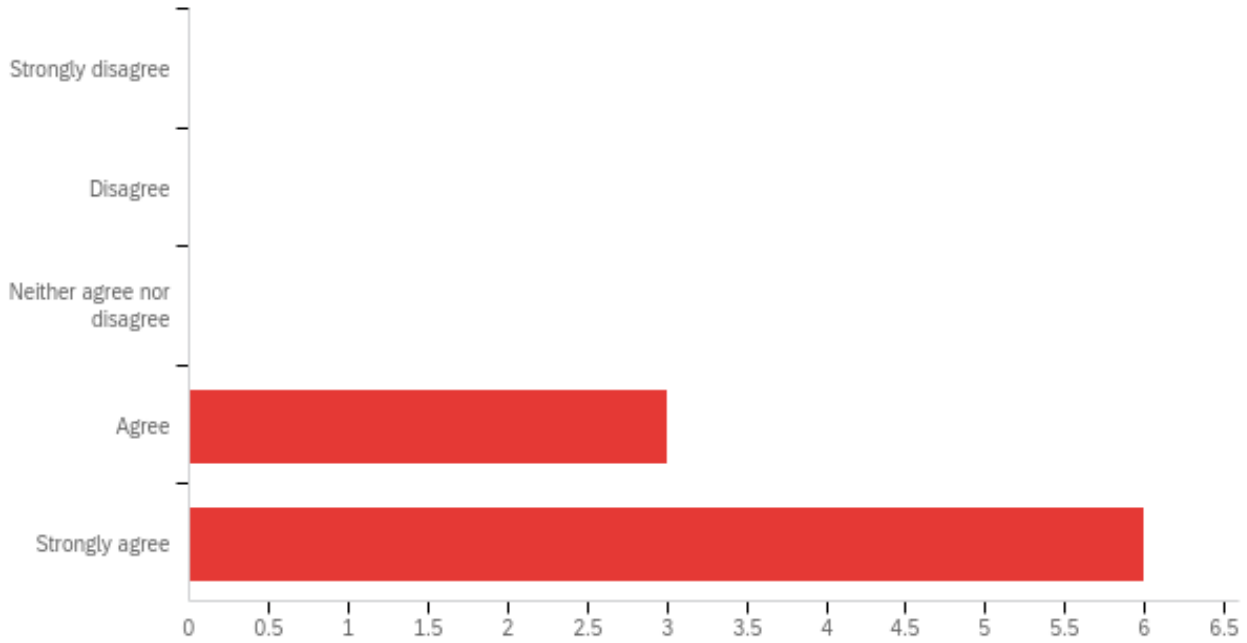
Q16 - The instructor treated students fairly.



#	Field	Minimum	Maximum	Mean	Std Deviation	Variance	Count
1	The instructor treated students fairly.	4.00	5.00	4.67	0.47	0.22	9

#	Answer	%	Count
1	Strongly disagree	0.00%	0
2	Disagree	0.00%	0
3	Neither agree nor disagree	0.00%	0
4	Agree	33.33%	3
5	Strongly agree	66.67%	6
	Total	100%	9

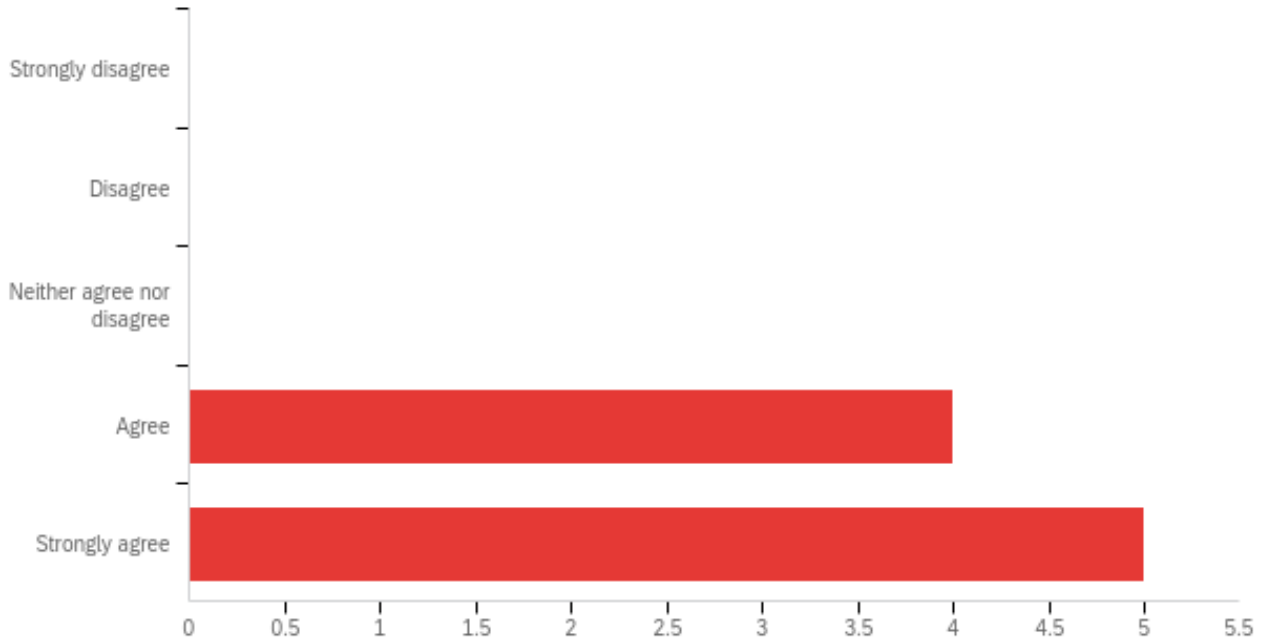
Q17 - The instructor fostered an atmosphere of mutual respect.



#	Field	Minimum	Maximum	Mean	Std Deviation	Variance	Count
1	The instructor fostered an atmosphere of mutual respect.	4.00	5.00	4.67	0.47	0.22	9

#	Answer	%	Count
1	Strongly disagree	0.00%	0
2	Disagree	0.00%	0
3	Neither agree nor disagree	0.00%	0
4	Agree	33.33%	3
5	Strongly agree	66.67%	6
	Total	100%	9

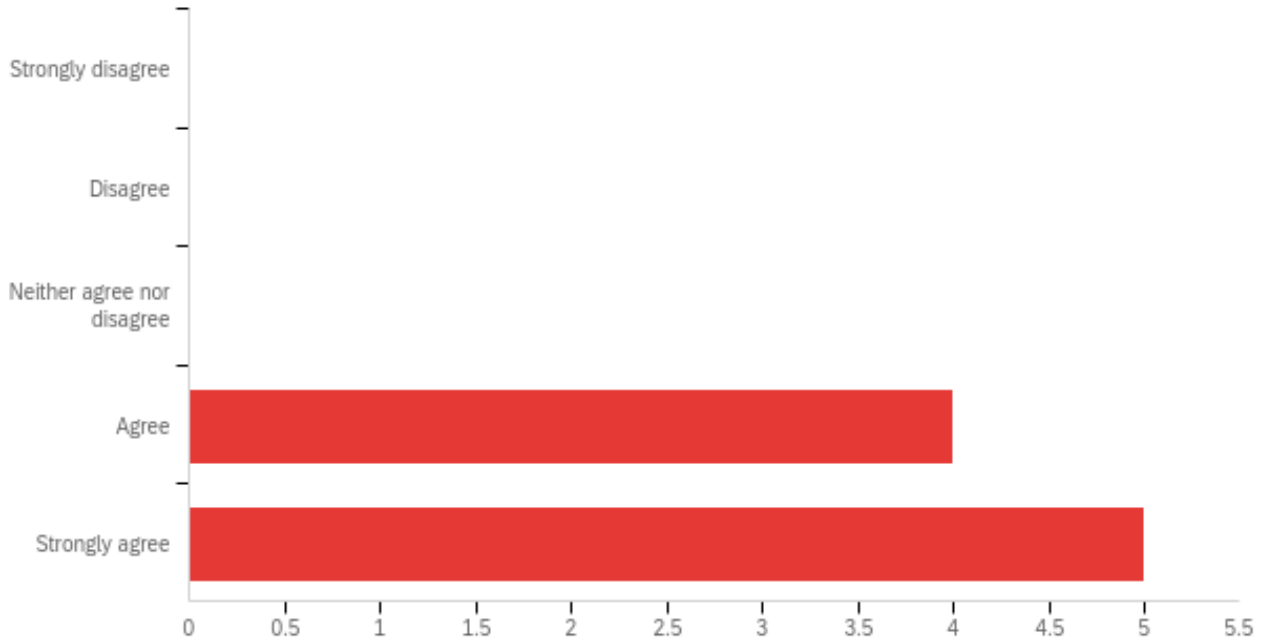
Q18 - The course has increased my interest in the subject matter.



#	Field	Minimum	Maximum	Mean	Std Deviation	Variance	Count
1	The course has increased my interest in the subject matter.	4.00	5.00	4.56	0.50	0.25	9

#	Answer	%	Count
1	Strongly disagree	0.00%	0
2	Disagree	0.00%	0
3	Neither agree nor disagree	0.00%	0
4	Agree	44.44%	4
5	Strongly agree	55.56%	5
	Total	100%	9

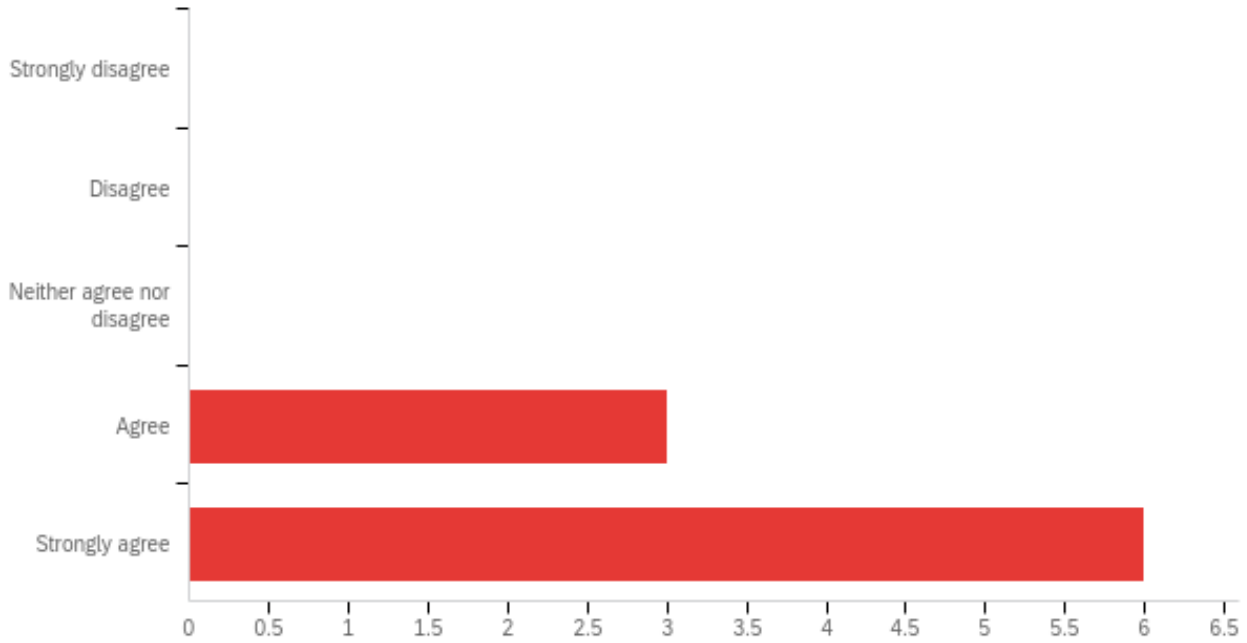
Q19 - The instructor challenged me intellectually.



#	Field	Minimum	Maximum	Mean	Std Deviation	Variance	Count
1	The instructor challenged me intellectually.	4.00	5.00	4.56	0.50	0.25	9

#	Answer	%	Count
1	Strongly disagree	0.00%	0
2	Disagree	0.00%	0
3	Neither agree nor disagree	0.00%	0
4	Agree	44.44%	4
5	Strongly agree	55.56%	5
	Total	100%	9

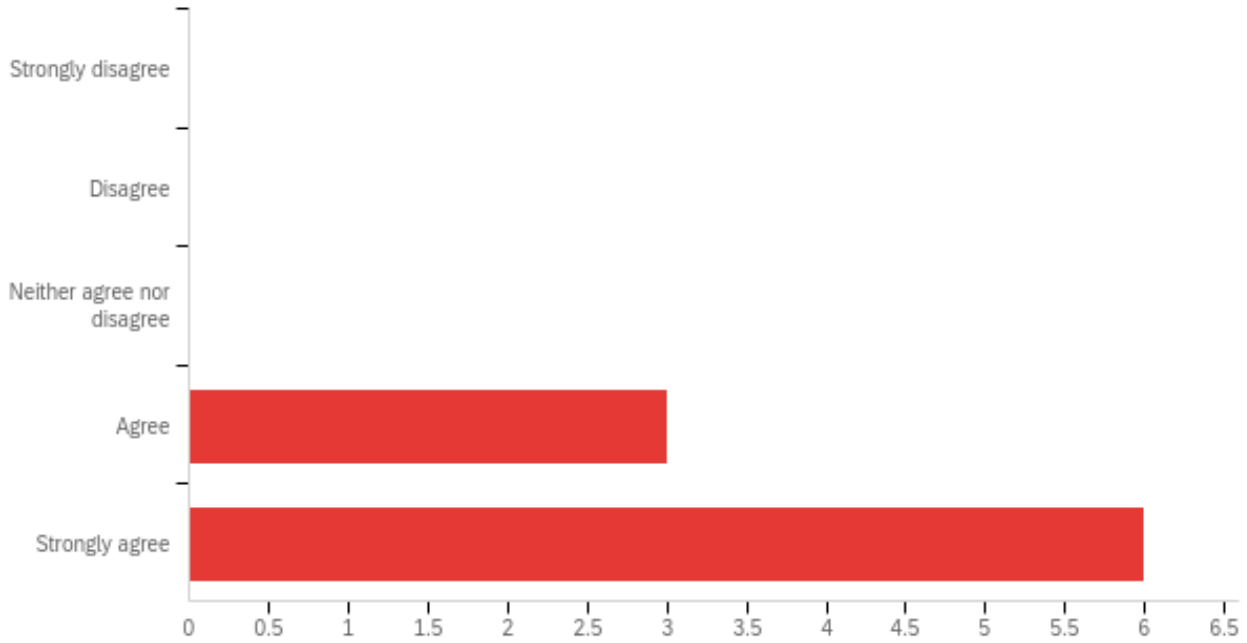
Q20 - Overall, I would recommend this course to another student.



#	Field	Minimum	Maximum	Mean	Std Deviation	Variance	Count
1	Overall, I would recommend this course to another student.	4.00	5.00	4.67	0.47	0.22	9

#	Answer	%	Count
1	Strongly disagree	0.00%	0
2	Disagree	0.00%	0
3	Neither agree nor disagree	0.00%	0
4	Agree	33.33%	3
5	Strongly agree	66.67%	6
	Total	100%	9

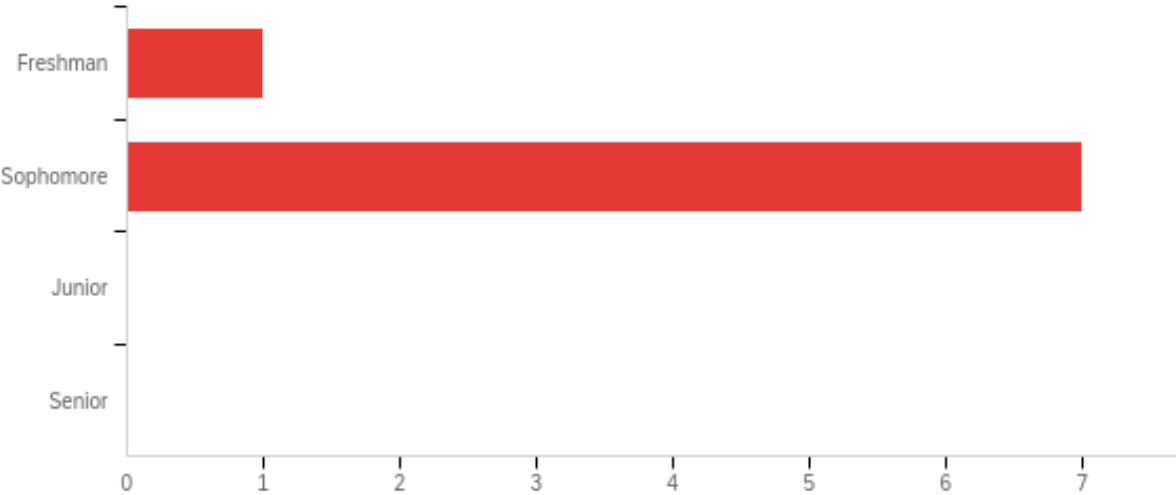
Q21 - Overall, I would recommend this instructor to another student.



#	Field	Minimum	Maximum	Mean	Std Deviation	Variance	Count
1	Overall, I would recommend this instructor to another student.	4.00	5.00	4.67	0.47	0.22	9

#	Answer	%	Count
1	Strongly disagree	0.00%	0
2	Disagree	0.00%	0
3	Neither agree nor disagree	0.00%	0
4	Agree	33.33%	3
5	Strongly agree	66.67%	6
	Total	100%	9

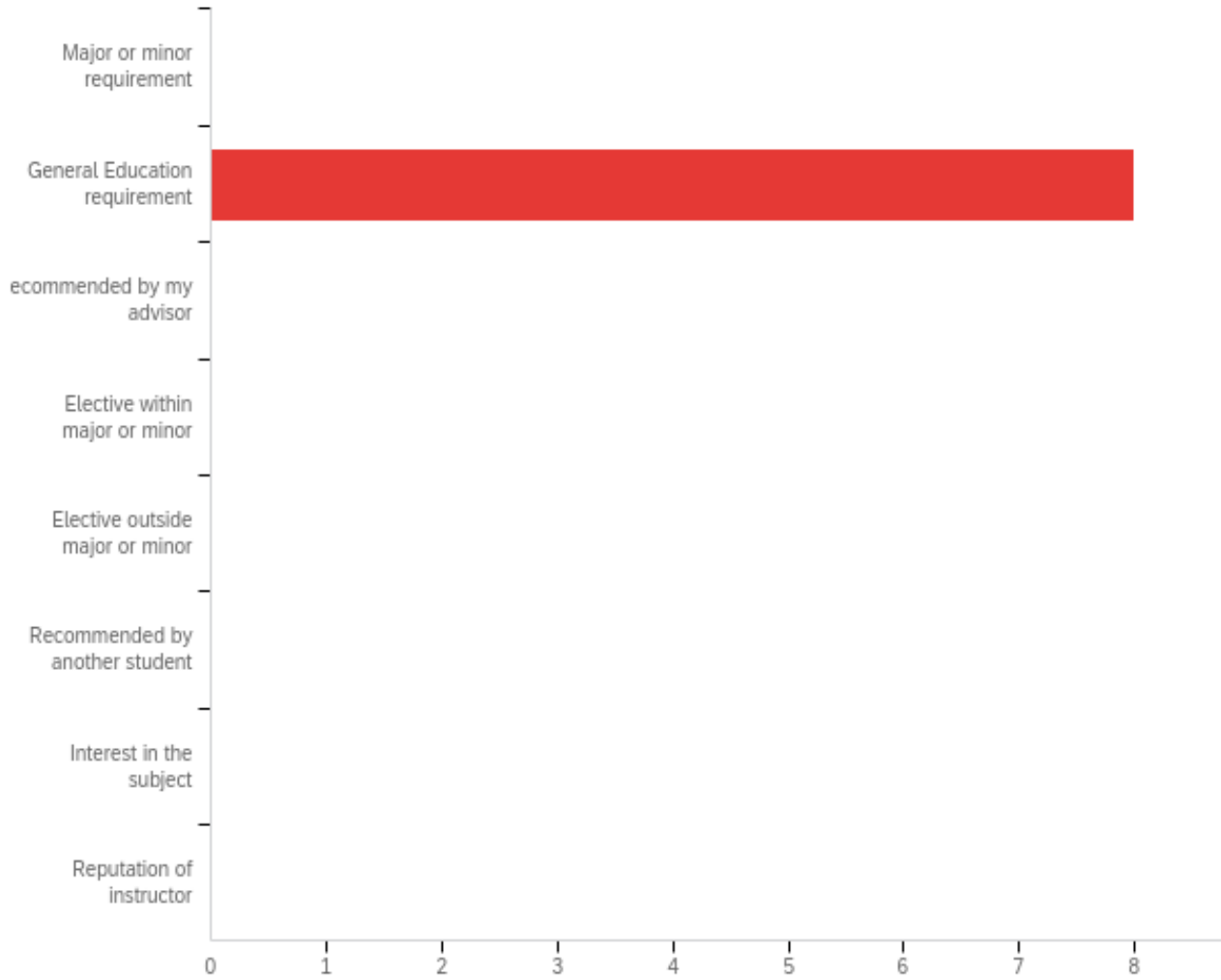
Q22 - Optional Background Information: Your class:



#	Field	Minimum	Maximum	Mean	Std Deviation	Variance	Count
1	Optional Background Information: Your class:	1.00	2.00	1.88	0.33	0.11	8

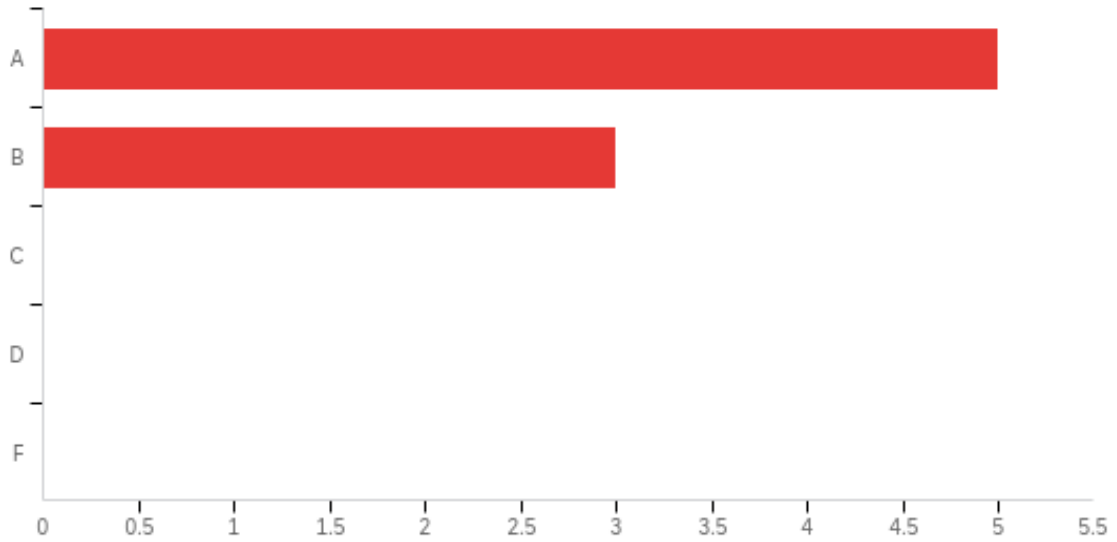
#	Answer	%	Count
1	Freshman	12.50%	1
2	Sophomore	87.50%	7
3	Junior	0.00%	0
4	Senior	0.00%	0
	Total	100%	8

Q23 - Your reason for taking this course (check all that apply):



#	Answer	%	Count
1	Major or minor requirement	0.00%	0
2	General Education requirement	100.00%	8
3	Recommended by my advisor	0.00%	0
4	Elective within major or minor	0.00%	0
5	Elective outside major or minor	0.00%	0
6	Recommended by another student	0.00%	0
7	Interest in the subject	0.00%	0
8	Reputation of instructor	0.00%	0
	Total	100%	8

Q24 - Your expected grade:



#	Field	Minimum	Maximum	Mean	Std Deviation	Variance	Count
1	Your expected grade:	1.00	2.00	1.38	0.48	0.23	8

#	Answer	%	Count
1	A	62.50%	5
2	B	37.50%	3
3	C	0.00%	0
4	D	0.00%	0
5	F	0.00%	0
	Total	100%	8